

Register a New User

Welcome to the OCCF donor account portal! You can easily access the following information at any time:

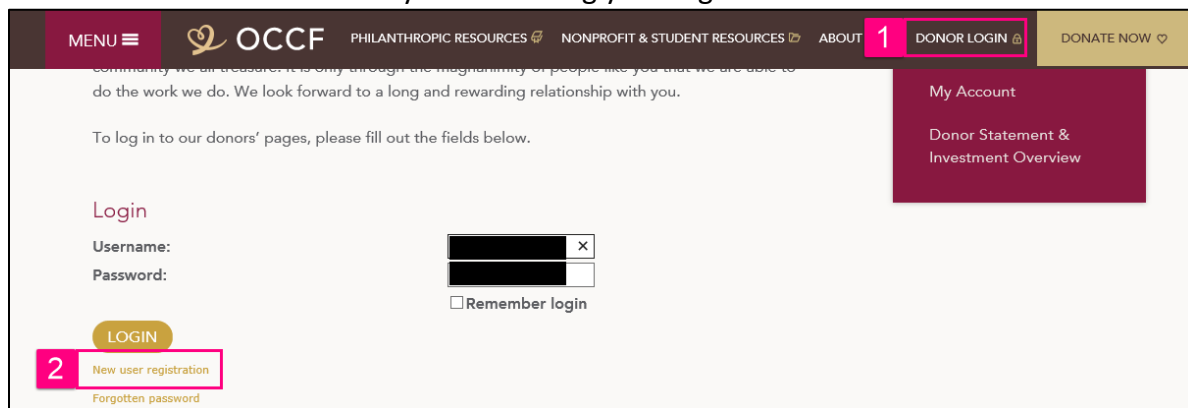
- A current snapshot of your fund's balance and the amount available for distribution.
- A fund statement customized for a date range you specify.
- Detailed lists of gifts received by specific date ranges.
- An overview of grants distributed from your charitable fund.
- Make grant recommendations.


Instructions

Your user registration will be processed within 3 days

To register a new user on the www.oc-cf.org website

1. Click **Donor Login** at the top of the page
 - **Welcome OCCF Donors!** login page appears
2. Click **New user registration** [Figure 1](#)
 - **New User Registration** screen appears
 - Input text in the fields. Fields with an *asterisk are required.
 - This information will link with your existing record at OCCF.
3. The password must be 6 or more characters and is case sensitive. [Figure 2](#)
4. Click **Submit**, once all fields are completed. [Figure 2](#)
 - **Congratulations! You are now a registered online user with OCCF**
 - An email will be sent to you confirming your registration.



MENU ☰  OCCF PHILANTHROPIC RESOURCES ⓘ NONPROFIT & STUDENT RESOURCES ⓘ ABOUT 1 DONOR LOGIN ⓘ DONATE NOW ♡

community we all treasure, is only through the magnanimity of people like you that we are able to do the work we do. We look forward to a long and rewarding relationship with you.

To log in to our donors' pages, please fill out the fields below.

Login

Username:

Password:

Remember login

LOGIN

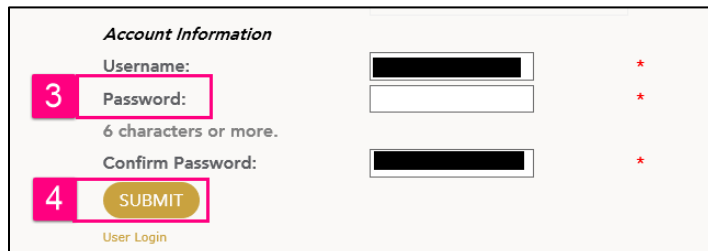
2 New user registration

Forgotten password

My Account

Donor Statement & Investment Overview

Figure 1: Click New user registration



Account Information

Username: *

3 Password: *

6 characters or more.

Confirm Password: *

4 SUBMIT

User Login

Figure 2: Create username and password